



## GRESLAB SOC. COOP.

VAT NUMBER/FISCAL CODE  
02433740350

COMPANY LEGAL FORM  
SOCIETA' COOPERATIVA

ADDRESS  
VIA PADRE F. SACCHI, 42  
42019 SCANDIANO (RE)

ATECO CODE  
23,31

Fabbricazione di piastrelle in  
ceramica per pavimenti e  
rivestimenti

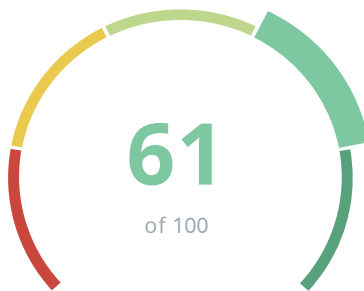
SURVEY SENDING DATE  
02/04/2025

EVALUATION EXPIRATION DATE  
11/04/2025

REQUEST CODE  
4292620308

CERVED GROUP CODE  
10822178

### ESG SCORE

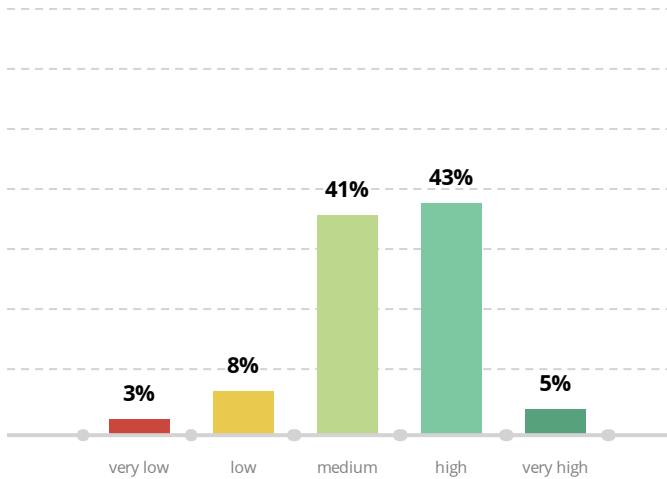


**HIGH PERFORMANCE**

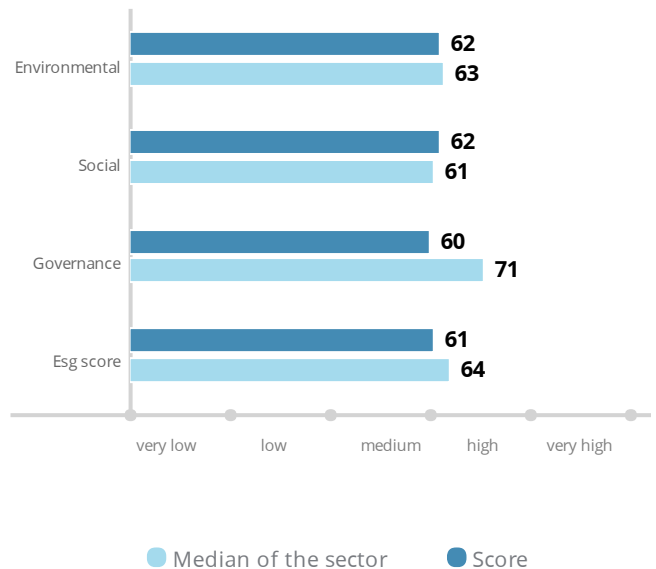
### PERFORMANCE BY SECTION

	SCORE	PERFORMANCE
Environmental	62	● ● ● ● ●
Social	62	● ● ● ● ●
Governance	60	● ● ● ● ●

### ESG PERFORMANCE DISTRIBUTION BY SECTOR \*



### ESG SCORE BREAKDOWN BY SECTION \*



The graph shows the performance distribution by sector. The percentage represents the proportion of companies included in the respective classes.

\* The graph compares the ESG scores by individual sections with the median values of companies in the same sector.

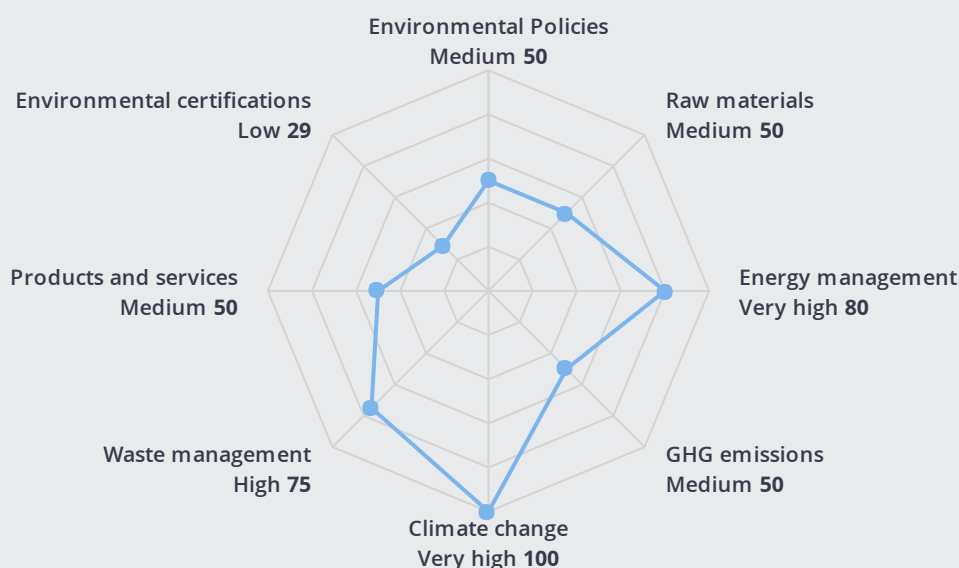
## ENVIRONMENTAL

62

The section provides a comprehensive score with respect to environmental issues and expresses the performance of the evaluated company. The score for this section is the weighted average of the scores assigned to each macro section. The macro section score is the arithmetic mean of the scores assigned to each key indicator.

### MACRO SECTIONS

The graph shows the performance of the company with regard to the thematic sections analyzed to evaluate its environmental impact



### KEY INDICATORS

The following scorecard shows the key ESG indicators regarding the measurement of environmental performance

KEY INDICATOR	VALUE	MEDIAN	PERFORMANCE
Energy consumption intensity	2290.27 MWh/M.Eur	1289.85 MWh/M.Eur	
Energy from renewable sources	14.00 %	11.80 %	
GHG emissions intensity	516.97 tCO2/M.Eur	371.84 tCO2/M.Eur	
Waste production intensity	264.44 Ton/M.Eur	28.65 Ton/M.Eur	
Hazardous waste produced	0.58 %	5.87 %	
Recycled waste	99.46 %	-	

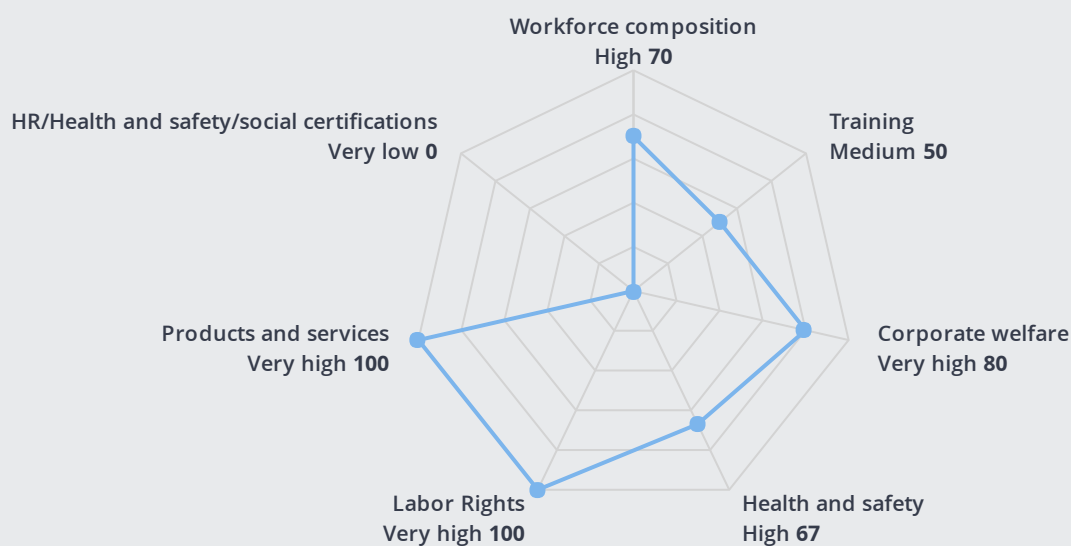
## SOCIAL

62

The section provides a comprehensive score with respect to social issues and expresses the performance of the evaluated company. The score for this section is the weighted average of the scores assigned to each macro section. The macro section score is the arithmetic mean of the scores assigned to each key indicator.

### MACRO SECTIONS

The graph shows the performance of the company with regard to the thematic sections analyzed to evaluate its social impact



### KEY INDICATORS

The following scorecard shows the key ESG indicators regarding the measurement of social performance

KEY INDICATOR	VALUE	MEDIAN	PERFORMANCE
Gender diversity	50.91 %	22.45 %	● ● ● ● ●
Percentage of permanent contracts	100.00 %	94.00 %	● ● ● ● ●
Gender ratio of permanent contracts	50.91 %	27.04 %	● ● ● ● ●
Training hours per employee	2.22 Ore/Num.Dip	16.14 Ore/Num.Dip	● ● ● ● ●
Accident frequency rate	7.00 %	0.91 %	● ● ● ● ●
Percentage of employees covered by collective agreements	100.00 %	77.48 %	● ● ● ● ●

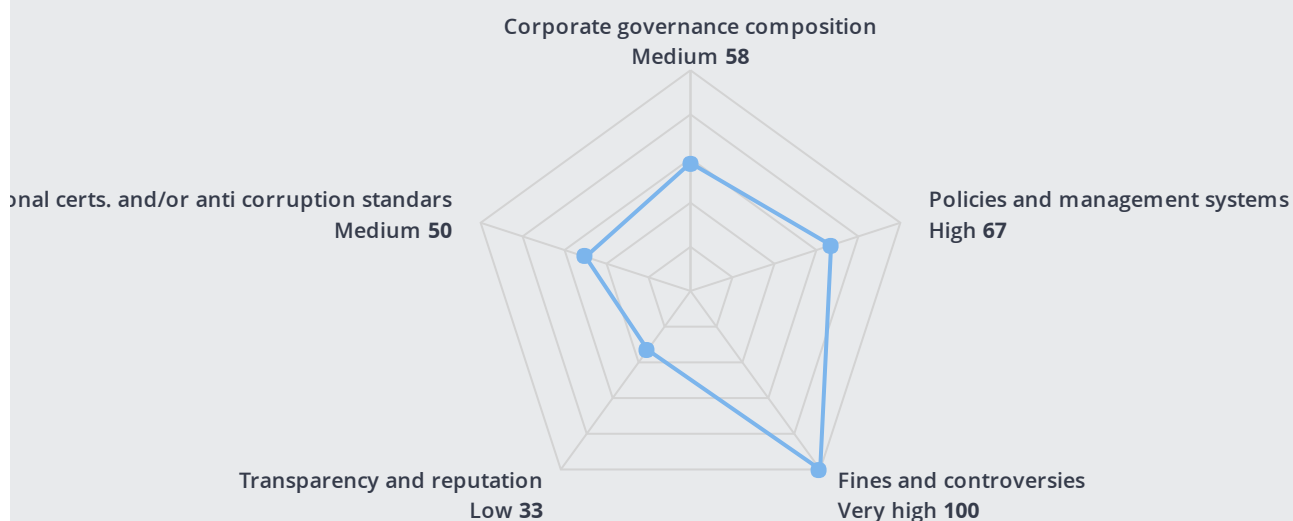
## GOVERNANCE

60

The section provides a comprehensive score with respect to corporate governance issues and expresses the performance of the evaluated company. The score for this section is the weighted average of the scores assigned to each macro section. The macro section score is the arithmetic mean of the scores assigned to each key indicator.

### MACRO SECTIONS

The graph shows the performance of the company with regard to the thematic sections analyzed to evaluate its corporate governance



### KEY INDICATORS

The following scorecard shows the key ESG indicators regarding the assessment of corporate governance

KEY INDICATOR	VALUE	MEDIAN	PERFORMANCE
CEO duality	YES	0.00	● ● ● ● ●
Top management gender diversity	17.00 %	19.50 %	● ● ● ● ●
Corruption cases	NO	0.00	● ● ● ● ●
Fines for non-compliance with environmental laws	NO	-	● ● ● ● ●
Fines for non-compliance with economic and social matters	NO	-	● ● ● ● ●



## IMPROVEMENT ACTION

AREA	MACRO-AREA	KEY PERFORMANCE INDICATOR	RESULTS	ACTION
Environmental	Raw materials	2.1 (E) - Use of hazardous materials during in the manufacturing processes	●	Implementation of guidelines for the management of hazardous materials in the operational processes
Environmental	GHG emissions	4.2 (E) - GHG emissions reduction plan	●	GHG emissions reduction plan
Social	Training	2.2.1 (S) - Training index per employee	●	Increase in per capita training hours
Social	Training	2.2.3 (S) - Anti-corruption, anti-money laundering and ethical code training	●	Increase in anti-bribery/anti-money laundering/ethics code training hours
Social	Employee' healthy and safety	4.2 (S) - Workplace injuries rate	●	Strengthening of H&S measures to reduce accidents frequency
Social	HR, health and safety, social certifications	7.1 (S) - ISO 45001 certification/OHSAS 18001 standard	●	ISO 45001 obtainment
Social	HR, health and safety, social certifications	7.1 (S) - ISO 26000 certification	●	ISO 26000 obtainment
Social	HR, health and safety, social certifications	7.1 (S) - SA8000 certification	●	SA 8000 obtainment

This report is delivered by Cerved Rating Agency S.p.A. under the terms and conditions duly brought to the attention of the applicant, who has to accept them. The information comes from public and/or publicly or generally accessible sources, but it could also be provided by the applicant by completing the questionnaire, Cerved Rating Agency S.p.A. cannot be held liable for any errors, incompleteness and/or inaccuracies.

The service is provided through automated algorithms based on Cerved Rating Agency's proprietary methodology and does not include analysts' evaluation. The processing of any evaluation information cannot be used by the applicant, nor by third parties with whom the applicant has shared it, as the sole or prevailing basis for corporate, commercial, financial, economic and/or credit decisions, which remain the exclusive pertinence, competence and responsibility of the applicant and/or the third parties.

Information report realized by Cerved Rating Agency S.p.A.